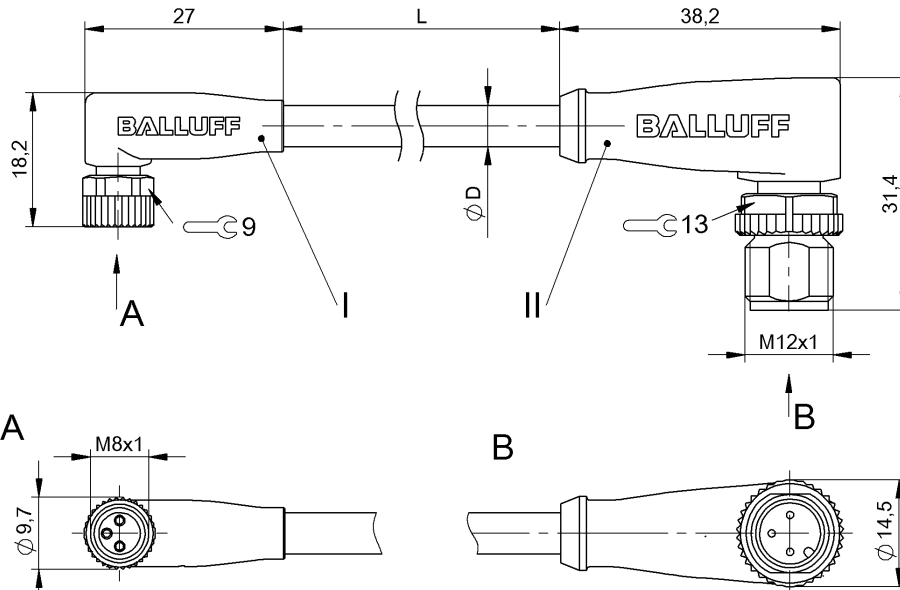


Double-Ended Cordsets
BCC M323-M423-3E-602-EX43T2-010
Order Code: BCC0592

BALLUFF



Basic features

Approval/Conformity	CE cULus WEEE
---------------------	---------------------

Display/Operation

Function indicator (Pin 4)	LED yellow
Power indicator	LED green/no

Electrical connection

Bending radius min., fixed cable	5 x D
Bending radius min., flexible cable	10 x D
Cable	TPE Yellow, 1 m, drag chain compatible
Cable diameter D	5.30 mm ±0.13 mm
Cable, bending cycles min.	10 mil.
Conductor cross-section	22 AWG
Connection 1	M8x1-Female, angled, 3-pin, A-coded
Connection 2	M12x1-Male, angled, 3-pin, A-coded
Number of conductors	3
System	Molded/Molded

Electrical data

Cable rated voltage AC max.	300 V
Cable rated voltage DC max.	300 V
Operating voltage U_b	30 VDC
Rated current (40 °C)	4.0 A

Environmental conditions

Cable temperature, fixed routing	-50...105 °C
Cable temperature, flexible routing	-25...105 °C
IP rating	IP67, IP69K/IP67, IP68, IP69K

Interface

Switching output	PNP normally open (NO)
------------------	------------------------

Material

Cable jacket, material	TPE
Material contact carrier	PUR/PUR
Material contacts	Bronze/Brass
Material cover nut	Die-cast zinc or nickel plated brass/Die-cast zinc
Material grip	PUR/PUR

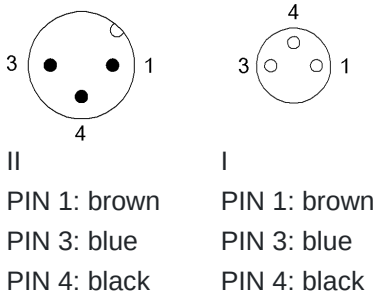
Mechanical data

Cable jacket, color	Yellow
Cable length L	1.00 m
Cable properties	drag chain compatible
Tightening torque pigtail	0.4 Nm/0.6 Nm

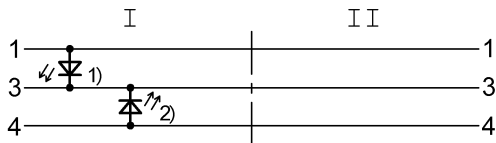
Remarks

Cable construction acc. to UL-AWM Style 20327
 Flame resistance acc. to IEC 332-2
 Enclosure rating per IEC 60529 or 20653, only in screwed state with the associated mating piece.

Connector Drawings



Wiring Diagrams



- 1) Green LED = Power
- 2) Yellow LED = Function